



### District Report Card: 2017


<b>State:</b> Gujarat	<b>District:</b> Dohad
<b>Class:</b> 8	<b>Subject:</b> Science
<b>Schools:</b> 51	<b>Students:</b> 1306


### Participation/Coverage


#### Students

<b>GENDER</b> 	Boys		Girls	
	Number	%	Number	%
	706	54.06	600	45.94

<b>AREA</b> 	Rural		Urban	
	Number	%	Number	%
	1181	90.43	125	9.57

<b>CATEGORY</b> 	SC		ST		OBC		GEN	
	Number	%	Number	%	Number	%	Number	%
	36	2.76	949	72.66	315	24.12	6	0.46

<b>CWSN</b> 	LD	VI	HI	S&LD	ID	Oth
	3	0	0	1	1	3

<b>Management</b> 	Government		Government-aided	
	Number	%	Number	%
	1199	91.81	107	8.19

### Average Performance of Students in Science (%)

Overall	Gender		Area		Management		Social Group			
	Male	Female	Rural	Urban	Govt.	Aided	SC	ST	OBC	GEN
61.97	61.41	62.62	62.03	61.39	62.56	55.26	65.37	61.64	62.43	67.78

## Performance on Learning Outcomes (LOs)

Learning Outcomes	Description	Average Performance(%)
SCI703	Classifies materials and organisms based on properties/characteristics	66.27
SCI704	Conducts simple investigation to seek answers to queries	49.08
SCI705	Relates processes and phenomenon with causes	57.89
SCI708	Measures and calculates e.g., temperature; pulse rate; speed of moving objects; time period of a simple pendulum, etc.	78.25
SCI710	Plots and interprets graphs	44.44
SCI711	Constructs models using materials from surroundings and explains their working	63.12
SCI801	Differentiates materials, organism and processes	62.95
SCI804	Relates processes and phenomenon with causes	57.25
SCI805	Explains processes and phenomenon	54.58
SCI807	Measures angles of incidence and reflection, etc.	62.86
SCI811	Applies learning of scientific concepts in day-to-day life	65.27
SCI813	Makes efforts to protect environment	75.11

Range of Performance of Students who Answered Correctly							
Below 30%		30% - 50%		50% - 75%		Above 75%	
Number	%	Number	%	Number	%	Number	%
110	8.42	232	17.76	615	47.09	349	26.72

## Lowest Performing Learning Outcomes (LOs)

- 1 - Plots and interprets graphs (44.44)
- 2 - Conducts simple investigation to seek answers to queries (49.08)
- 3 - Explains processes and phenomenon (54.58)
- 4 - Relates processes and phenomenon with causes (57.25)
- 5 - Relates processes and phenomenon with causes (57.89)